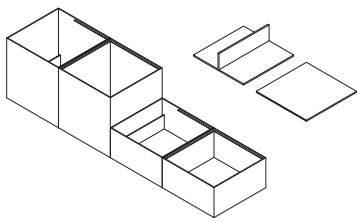


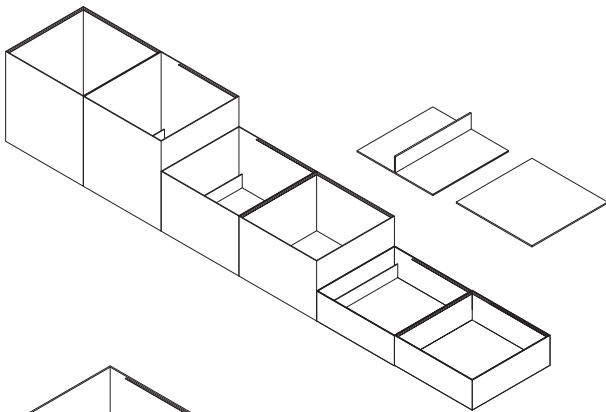
square boxes

Pure geometry. Stacking boxes in several sizes that you can nicely align with each other on a table, shelf or drawer.



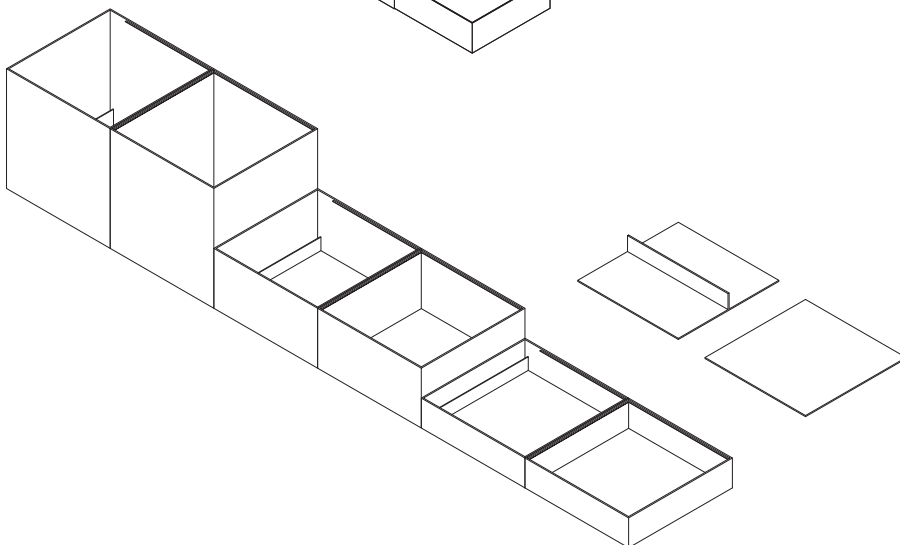
Small

75mm / 2.95in



Medium

112.5mm / 4.43in



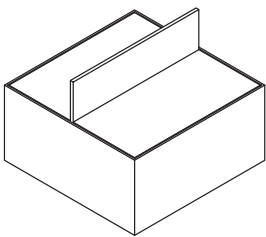
Large

150mm / 5.9in

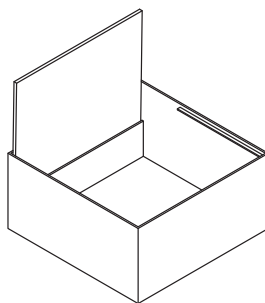
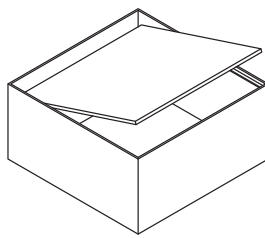
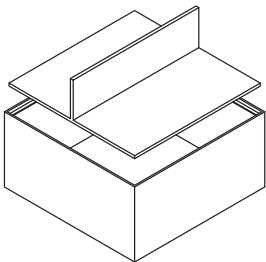
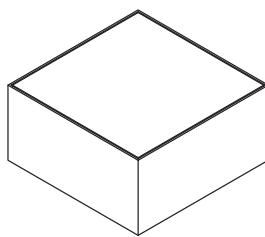
square boxes

The lid with the flag is not only easy to open, but you can also write on it what is hidden inside. And the box with the holder has a precise place where you put the lid to keep the box open.

Box + Lid with flag



Box with holder + Lid



Recommended settings

Small Boxes

Nozzle size

0,4mm

Layer Height

0,16mm

Perimeters (Wall lines)

1

Infill

No

Line Directions (Fill Angle)

[0]

Top & Bottom Layers

6

Medium Boxes

Nozzle size

0,4mm

Layer Height

0,2mm

Perimeters (Wall lines)

1

Infill

No

Line Directions (Fill Angle)

[0]

Top & Bottom Layers

6

Large Boxes

Nozzle size

0,4mm

Layer Height

0,2mm

Perimeters (Wall lines)

2

Infill

No

Line Directions (Fill Angle)

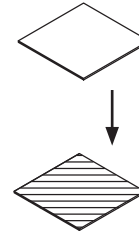
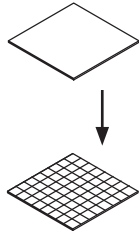
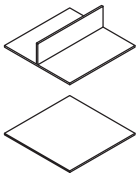
[0]

Top & Bottom Layers

6

Recommended settings

Variably print transparent lids using the infill settings.



Lid & Lid with flag

Nozzle size

0,4mm

Layer Height

0,2mm

Perimeters (Wall lines)

2

Infill

No

Line Directions (Fill Angle)

[0]

Top & Bottom Layers

6

Enable Ironing

Yes

Lid - Grid

Nozzle size

0,4mm

Layer Height

0,2mm

Perimeters (Wall lines)

2

Infill

20%

Infill Pattern

Grid

Infill Line Directions

[0]

Top & Bottom Layers

0

Lid - Lines

Nozzle size

0,4mm

Layer Height

0,2mm

Perimeters (Wall lines)

2

Infill

10%

Infill Pattern

Lines

Infill Line Directions

[45]

Top & Bottom Layers

0